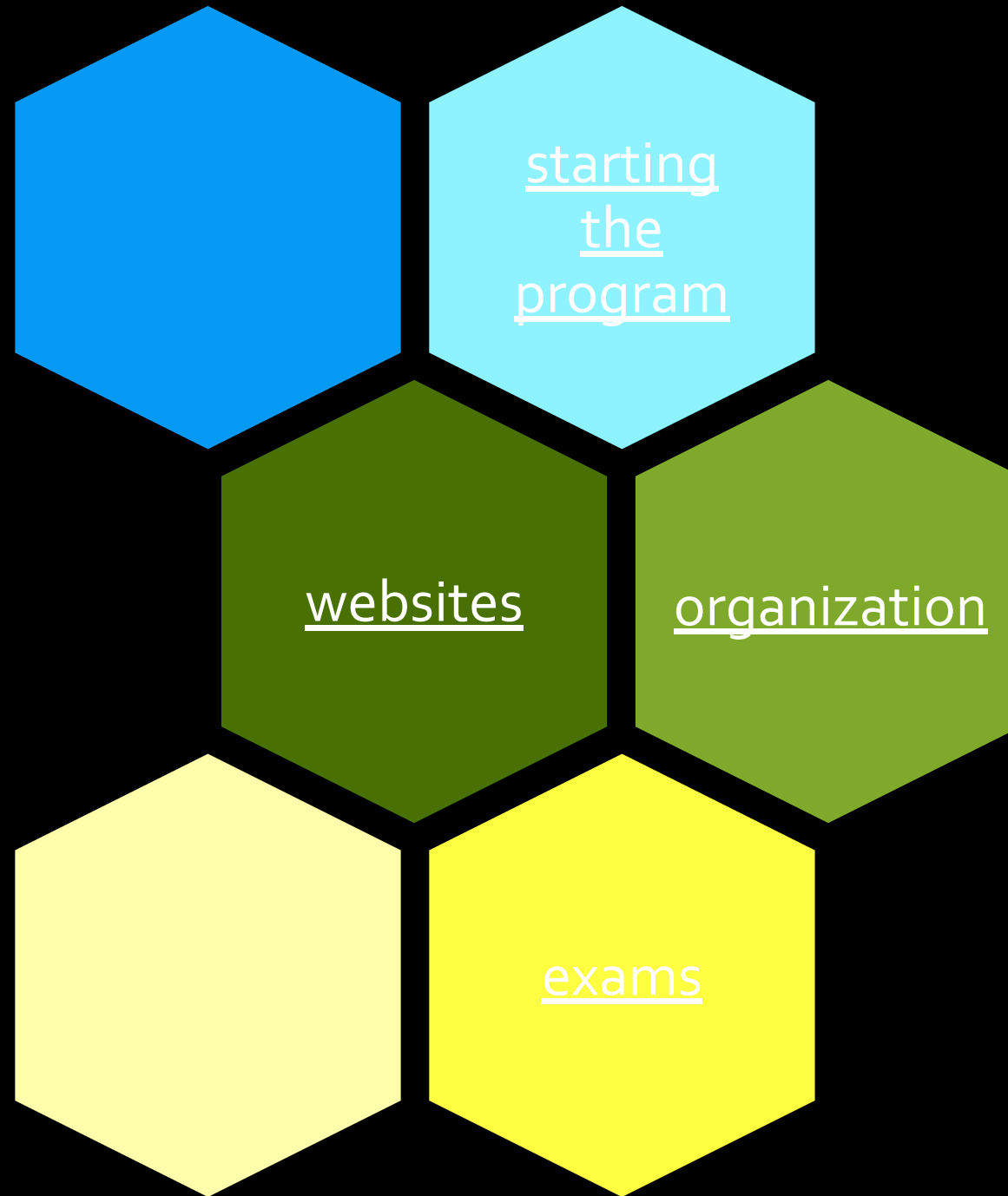


IGCSE Tips

From Y₁₁ Students



Content



click your desired area...

Starting the Program

- Take notes throughout the 2 years leading up to the exams & don't throw away notes from mock practice or semester exams (come in handy for final revision)
- Don't set yourself unrealistic goals for studying (aiming to do too much in one day could degrade your motivation)
- Studying can be less stressful if you split it into tiny tasks
- Don't forget to balance out your time (go outside, exercise, socialize with friends, etc.)







Websites

- Don't only rely on the textbooks (especially for the sciences)! Here are some sites we found useful:
- IGCSE Aid (especially for Chemistry, Biology, Physics)
<https://igcseaid.com/resources/>
- save my exams
<https://www.savemyexams.co.uk/igcse/>
- BBC bitesize
<https://www.bbc.co.uk/bitesize/levels/z98jmp3>
- Crashcourse (YouTube)
- Khanacademy (website & Youtube)
- Amoeba Sisters (Youtube)
- Science with Hazel (Youtube)

Organization

- Concentrate on the concepts from the syllabus, this will help you narrow down the content to the necessary parts only
- Download and print the guide for each subject
- Use all the resources made available
- Download & print the syllabus for each subject (if possible, take notes in it throughout the year)
- Work on your organization (make to-do lists, etc.)





Exams & Studying

- BE ON TIME! (prepare everything you need the night before) – avoids unnecessary stress
- Look into a lot past paper questions early on to get used to the style of questions
- Contact your teachers and classmates for doubts
- Download a lot of past papers early on – access to the sites with the past papers gets denied when exams move closer
- Look into how to answer certain questions (what they expect, command terms)
- To test yourself, teach the concept you're trying to learn to a friend & explain the concept in its simplest terms - this solidifies your understanding
- Especially for English & German A, have teachers mark your texts (past paper questions)



Exams & Studying

- For German (depending on your level) work through the different kinds of tasks & ask your teacher for help if you can't answer certain question correctly.
- For Geography, learn how to use scales on maps & how to measure certain distances.
- For French and Spanish go over the grammar rules again and practice past papers a few times, you should notice that these are one of the easiest papers
- Case Studies are VERY important for Geography. Memorizing a few basic facts for each will help you get all those 7 pts.
- For history, concentrate on the key events/concepts & don't memorize exact dates, but rather the years or decades of significant agreements or conflicts
- Look through the mark schemes to revise, as they provide some sample answers which you can use as well